DATASHEET

Duplex Patchcable LC-SC OM4 5m LSZH 2mm heathervio-let











General data

Fiber jumper are well defined components in international standard of structured cabling ISO/IEC11801.
Due to many different network protocols created in the last 25 years , also a wide range of connectors had been developed. Some of them are still important today: LC, SC, E2000®, MPO/MTP.

Fiber jumper (patchcord) are defined as shortest connection between passive interface and active deviceport, regarding structured cabling standard. Rating of performance, known as category, as well as performance of total transmission channel, known as link class,Similar descriptions for patchcords: Connection cable, drop cable, adapter cable, interconnecting cord, Jumper

Features of EFB fiber optic patch cables
Tension relief reinforced with aramid yarn
Halogen-free and flame-retardant sheath according to IEC-60754-2, IEC-60332-1 and IEC-61034
EFB fiber optic connectors meet the minimum quality class Grade B/2 according to IEC-61753-1 for singlemode and Grade B/2 for multimode according to IEC 61753-122-2 (UPC cut)
100% tested and with individual measurement report

Technical properties

Anti-kink sleeve	put-on
Bend optimized fiber	no

This datasheet was created automatically on 25-09-2026 . Technical changes reserved.

EFB-Elektronik GmbH
Striegauer Straße 1
33719 Bielefeld

fon: +49 521 40 41 8-0
fax: +49 521 40 41 8-50

info@efb-elektronik.de
www.efb-elektronik.de

WIR SORGEN FÜR VERBINDUNG
WE CARE FOR CONNECTION

DATASHEET

Duplex Patchcable LC-SC OM4 5m LSZH 2mm heathervio-let

Cable structure	Duplex
Cable type	I-V(ZN) H
Cable Ø	2 mm
Category	OM4
Colour outer sheath	erica-violet
Fibre type	Multi mode 50/125
Flame retardant	acc. to IEC 60332-1-2
Halogen free	acc. to IEC 62821
Insertion loss 850nm	≤0,25 dB
Low smoke	acc. to IEC 61034
Material outer sheath	LSZH
Min. Bending radius (Dynamic)	20xOD mm
Min. Bending radius (Static)	10xOD mm
Number of fibres	2
Operating Temperature	-20 – 60 °C
Packaging	EFB-Electronics poly bag (resealable)
Reinforcment	Aramid
Return loss 850nm	≥35 dB
Scope of delivery	1x Patchcable, 2x Duplex Clip, 1x Measurement Report, 1x Information Sheet
Storage Temperature	-20 – 70 °C
Type of connector connection 1	LC
Type of connector connection 2	SC

Available variants

ArtNr.	Bezeichnung	Length	Length tolerance
O0323.0,5	Duplex Patchcable LC-SC OM4 0,5m LSZH 2mm heatherviolet	0.5 m	±5 %
O0323.1	Duplex Patchcable LC-SC OM4 1m LSZH 2mm heatherviolet	1.0 m	±5 %
O0323.10	Duplex Patchcable LC-SC OM4 10m LSZH 2mm heatherviolet	10.0 m	±5 %
O0323.15	Duplex Patchcable LC-SC OM4 15m LSZH 2mm heatherviolet	15.0 m	±5 %
O0323.2	Duplex Patchcable LC-SC OM4 2m LSZH 2mm heatherviolet	2.0 m	±5 %
O0323.20	Duplex Patchcable LC-SC OM4 20m LSZH 2mm heatherviolet	20.0 m	±5 %
O0323.25	Duplex Patchcable LC-SC OM4 25m LSZH 2mm heatherviolet	25.0 m	±5 %
O0323.3	Duplex Patchcable LC-SC OM4 3m LSZH 2mm heatherviolet	3.0 m	±5 %
O0323.30	Duplex Patchcable LC-SC OM4 30m LSZH 2mm heatherviolet	30.0 m	±5 %
O0323.35	Duplex Patchcable LC-SC OM4 35m LSZH 2mm heatherviolet	35.0 m	±5 %

This datasheet was created automatically on 25-09-2026 . Technical changes reserved.

EFB-Elektronik GmbH
Striegauer Straße 1
33719 Bielefeld

fon: +49 521 40 41 8-0
fax: +49 521 40 41 8-50

info@efb-elektronik.de
www.efb-elektronik.de

WIR SORGEN FÜR VERBINDUNG
WE CARE FOR CONNECTION

DATASHEET

Duplex Patchcable LC-SC OM4 5m LSZH 2mm heathervio-let

O0323.40	Duplex Patchcable LC-SC OM4 40m LSZH 2mm heatherviolet	40.0 m	±5 %
O0323.5	Duplex Patchcable LC-SC OM4 5m LSZH 2mm heatherviolet	5.0 m	±5 %
O0323.50	Duplex Patchcable LC-SC OM4 50m LSZH 2mm heatherviolet	50.0 m	±5 %
O0323.7,5	Duplex Patchcable LC-SC OM4 7,5m LSZH 2mm heatherviolet	7.5 m	±5 %

Note on Intended Use

This data sheet is intended solely to describe the technical characteristics of the product. It does not replace an assessment of the product's suitability for a specific application. The user is responsible for ensuring that the product is used in accordance with its technical specifications and applicable legal and regulatory requirements.

This datasheet was created automatically on 25-09-2026 . Technical changes reserved.

EFB-Elektronik GmbH
Striegauer Straße 1
33719 Bielefeld

fon: +49 521 40 41 8-0
fax: +49 521 40 41 8-50

info@efb-elektronik.de
www.efb-elektronik.de

WIR SORGEN FÜR VERBINDUNG
WE CARE FOR CONNECTION