DATASHEET

Duplex Patchcable LC/APC-SC/APC OS2 G652D 10m LSZH 2mm yellow











General data

Fiber jumper are well defined components in international standard of structured cabling ISO/IEC11801.
Due to many different network protocols created in the last 25 years , also a wide range of connectors had been developed. Some of them are still important today: LC, SC, E2000®, MPO/MTP.

Fiber jumper (patchcord) are defined as shortest connection between passive interface and active deviceport, regarding structured cabling standard. Rating of performance, known as category, as well as performance of total transmission channel, known as link class,Similar descriptions for patchcords: Connection cable, drop cable, adapter cable, interconnecting cord, Jumper

Features of EFB fiber optic patch cables
Tension relief reinforced with aramid yarn

EFB-Elektronik GmbH
Striegauer Straße 1
33719 Bielefeld

fon: +49 521 40 41 8-0
fax: +49 521 40 41 8-50

info@efb-elektronik.de
www.efb-elektronik.de

WIR SORGEN FÜR VERBINDUNG
WE CARE FOR CONNECTION

DATASHEET

Duplex Patchcable LC/APC-SC/APC OS2 G652D 10m LSZH 2mm yellow

Halogen-free and flame-retardant sheath according to IEC-60754-2, IEC-60332-1 and IEC-61034
EFB fiber optic connectors meet the minimum quality class Grade B/2 according to IEC-61753-1 for singlemode and Grade B/2 for multimode according to IEC 61753-122-2 (UPC cut)
100% tested and with individual measurement report

Technical properties	
Anti-kink sleeve	put-on
Bend optimized fiber	no
Cable structure	Duplex
Cable type	I-V(ZN) H
Cable Ø	2 mm
Category	OS2 G652D
Colour outer sheath	yellow
Fibre type	Single mode 9/125
Flame retardant	acc. to IEC 60332-1-2
Halogen free	acc. to IEC 62821
Insertion loss 1310nm	≤0,15 dB
Low smoke	acc. to IEC 61034
Material outer sheath	LSZH
Min. Bending radius (Dynamic)	20xOD mm
Min. Bending radius (Static)	10xOD mm
Number of fibres	2
Operating Temperature	-20 – 60 °C
Packaging	EFB-Electronics poly bag (resealable)
Reinforcment	Aramid
Return loss 1550nm	≥60 dB
Return loss 1310nm	≥60 dB
Scope of delivery	1x Patchcable, 2x Duplex Clip, 1x Measurement Report, 1x Information Sheet
Storage Temperature	-20 – 70 °C
Type of connector connection 1	LC/APC
Type of connector connection 2	SC/APC

Available variants

ArtNr.	Bezeichnung	Length	Length tolerance
O0387.0,5	Duplex Patchcable LC/APC-SC/APC OS2 G652D 0,5m LSZH 2mm yellow	0.5 m	±5 %

This datasheet was created automatically on 26-09-2026 . Technical changes reserved.

EFB-Elektronik GmbH
Striegauer Straße 1
33719 Bielefeld

fon: +49 521 40 41 8-0
fax: +49 521 40 41 8-50

info@efb-elektronik.de
www.efb-elektronik.de

WIR SORGEN FÜR VERBINDUNG
WE CARE FOR CONNECTION

DATASHEET

Duplex Patchcable LC/APC-SC/APC OS2 G652D 10m LSZH 2mm yellow

O0387.1	Duplex Patchcable LC/APC-SC/APC OS2 G652D 1m LSZH 2mm yellow	1.0 m	±5 %
O0387.10	Duplex Patchcable LC/APC-SC/APC OS2 G652D 10m LSZH 2mm yellow	10.0 m	±5 %
O0387.15	Duplex Patchcable LC/APC-SC/APC OS2 G652D 15m LSZH 2mm yellow	15.0 m	±5 %
O0387.2	Duplex Patchcable LC/APC-SC/APC OS2 G652D 2m LSZH 2mm yellow	2.0 m	±5 %
O0387.20	Duplex Patchcable LC/APC-SC/APC OS2 G652D 20m LSZH 2mm yellow	20.0 m	±5 %
O0387.25	Duplex Patchcable LC/APC-SC/APC OS2 G652D 25m LSZH 2mm yellow	25.0 m	±5 %
O0387.3	Duplex Patchcable LC/APC-SC/APC OS2 G652D 3m LSZH 2mm yellow	3.0 m	±5 %
O0387.30	Duplex Patchcable LC/APC-SC/APC OS2 G652D 30m LSZH 2mm yellow	30.0 m	±5 %
O0387.35	Duplex Patchcable LC/APC-SC/APC OS2 G652D 35m LSZH 2mm yellow	35.0 m	±5 %
O0387.40	Duplex Patchcable LC/APC-SC/APC OS2 G652D 40m LSZH 2mm yellow	40.0 m	±5 %
O0387.5	Duplex Patchcable LC/APC-SC/APC OS2 G652D 5m LSZH 2mm yellow	5.0 m	±5 %
O0387.50	Duplex Patchcable LC/APC-SC/APC OS2 G652D 50m LSZH 2mm yellow	50.0 m	±5 %
O0387.7,5	Duplex Patchcable LC/APC-SC/APC OS2 G652D 7,5m LSZH 2mm yellow	7.5 m	±5 %

Note on Intended Use

This data sheet is intended solely to describe the technical characteristics of the product. It does not replace an assessment of the product's suitability for a specific application. The user is responsible for ensuring that the product is used in accordance with its technical specifications and applicable legal and regulatory requirements.

This datasheet was created automatically on 26-09-2026 . Technical changes reserved.

EFB-Elektronik GmbH
Striegauer Straße 1
33719 Bielefeld

fon: +49 521 40 41 8-0
fax: +49 521 40 41 8-50

info@efb-elektronik.de
www.efb-elektronik.de

WIR SORGEN FÜR VERBINDUNG
WE CARE FOR CONNECTION